Mixed Flow Duct Ventilator

Specifications

AMX D series Mixed Flow Duct Ventilator has the advantages of low noise, large air flow and high static pressure, this design is more suitable for most of the ventilation situations comparing with axial fan and centrifugal fan. Moreover, the motor and impeller are located at the center of the structure which means you can easily install, remove or maintain them without adjusting the pipeline even in sealed space. Also, it can be installed randomly in any sides of the pipeline, with any angle of the pipeline. Furthermore, this product can be installed with series connection if you need more pressure.

Product Features

① Full ABS plastic body, light weight but with enough strength, double insulation.

② Mixed-flow impeller design, high pressure and large air flow, high efficient, low noise.

③ Special snap joints design, easy installation, perfect seal conditions, easy maintenance.

Can be wisely used in ventilating meeting room, office, public space, hotel and residence.

Structure

Parts

1. Air Inlets
2. Wind Catcher 1
3. Wind Catcher 2
4. Impeller
5. Snap Joint
6. Motor
7. The center box
8. Wire Sealer
9. Wire box

Overall and Installation Dimension

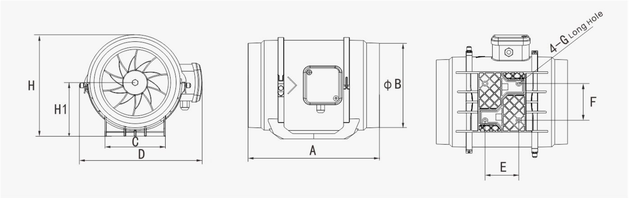

Unit: mm

Model	A	ΦB	C	D	E	F	G Long Hole	H	H1
D100	300	φ100	100	214	62	60	7X5	182	95
D150	293	φ150	120	237	72	70	7X5	211	110
D200	304	φ200	140	258	78	85	8X6	235	124
D250	383	φ250	180	298	119	92	11X8	291	152
D315	413	φ315	220	364	127	140	11X8	359	189

Performance Table (Voltage 220V-240V/ Frequency 50/60Hz)

Model	Power (W)	Air Volume (m³/h)	Static Pressure (Pa)	Noise (dB)	Duct Size Φ (mm)	Net Weight (Kg)	Applicable Area (m²)
D100	28/25	200/150	180/130	30/25	100/125	1.8	8-16
D150	50/40	500/400	300/250	35/30	150/160	2.2	18-36
D200	70/60	850/700	350/280	50/45	200	3.1	34-76
D250	170/130	1500/1100	550/400	60/54	250	7.0	42-84
D315	320/230	2300/1800	700/500	66/61	315	9.7	60-120

Application

Performance Curve

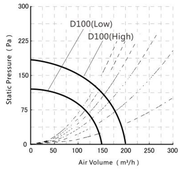

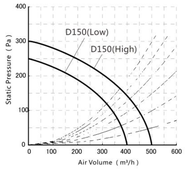

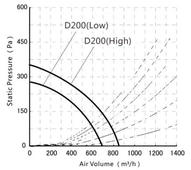

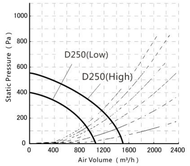

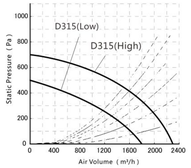

Performance Curve

The curve "_____" in picture is the pipeline pressure lose reference curve of 5m/10m/15m/20m/25m/30m.

Parameters of air volume, power and noise are acquired under the static pressure of 0 Pa.

Air volume and static pressure is acquired from own testing center, which may lead to ± 10% difference.

Noise value of the sample is the average value of result acquired at 1m from the left, right and downward side of the sample. This may lead to +3dB difference.